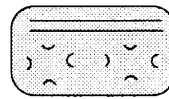
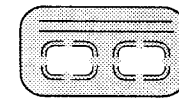


CLEAR POCKET MOUNT


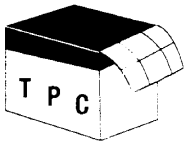


NOTCHED MOUNT



OPEN WINDOW MOUNT

FILM MOUNT CROSS REFERENCE CHART



TPC			CASTERM	RINN			FLOW		ADA
POCKET	NOTCHED	WINDOW	POCKET	POCKET	NOTCHED	WINDOW	NOTCHED	WINDOW	WINDOW
CP102U			N.A.	20-0102					
CP8 PEDC			108 PEDC	N.A.			N.A.		N.A.
CP1C	N1H2	W1H2		20-1018	25-0178	30-6011	23200	601-200G	22004
	N2H0	W2H0		20-1024	25-0811	30-4021	23608	402-608G	22616
CP2H	N2H2	W2H2	102H	20-1020	25-0179	30-6021	23203	602-203G	22020
	N2H3	W2H3		20-1023	25-0180	30-7021	N.A.	702-206G	22061
	N4H0	W4H0		20-1044	25-0187	30-4040	23609	404-609G	22624
CP4C	N4H2	W4H2	104C	20-1048	25-0181	30-6040	23209	604-209G	22103
CP4H	N4H	W4H	104H	20-1040	25-0815	30-6045	23239	6045-239G	22152
CP4H2V	N4H2V2	W4H2V2	106HV	20-1062	25-1061	30-6062	23216	606-216G	22202
CP6H	N6H2	W6H2	106H	20-1060	25-0182	30-6061	23215	606-215G	22194
CP8C	N8H2	W8H2	108C	20-1088	25-0825	30-6081	23219	608-219G	22251
CP10C			110C	20-1108	N.A.	30-6101	23220	610-220G	22285
CP8H6V	N8H6V2	W8H6V2	114HV	20-1142	25-0184	0-6141	23225	614-225G	22335
CP12H6V	N12H6V2	W12H6V2	116-118HV	20-1182	25-0187	30-6180	23228	618-268G	22400
CP10C	N10BW2	W10BW2	110C	20-1108	25-0821	30-2345	23261	610-261G	22558
	N10BW3			N.A.	25-0820	30-3456	23262	N.A.	N.A.
		W20BW2		80-0138	N.A.	30-4567	N.A.	618-230G	22574